

# OptiRun Service Solutions

Ensure optimal performance from your ÄKTA pilot 600s system with preventative maintenance






**Peak performance and minimal downtime are important to your research outcomes.** Maintaining complex equipment in prime condition is essential for meeting your goals in speed, accuracy, and productivity.

Preventative maintenance (PM) reduces the likelihood of unexpected breakdowns. It maintains quality while protecting your schedule. It keeps your equipment properly tuned and it provides PM service reports upon completion. At Cytiva, PM is also an integral part of the design process. You benefit from our global experience maintaining thousands of Life Science systems.



## Cytiva PM supports your research needs.

Main components of PM	Outcomes you can expect from PM
Functional testing, inspections, and calibration	Ensure reliable accuracy of testing data and system functionality; extend the life of your 600s
Wear and tear change	Minimize unexpected failure risk; extend the life of your equipment
Documentation	Signed preventative maintenance service report upon completion of PM

	OptiRun LifeCycle
	Service traceability
	Maximized productivity

# Testing and inspections

During preventative maintenance, our qualified engineers run a necessary set of tests and verifications to keep your equipment to factory specifications and replace any required components using quality parts from Cytiva. These tests were designed and optimized throughout the development of the equipment and reflect functional tests performed during assembly, as well as quality tests performed prior to delivery to your site.

## ÄKTA™ pilot 600s tests and inspections

<b>Air sensor test</b>	Pressure sensor test
<b>Air trap leakage test</b>	Pressure pulsation test
<b>Valve test (air trap)</b>	System backpressure test
<b>Valve test (column)</b>	System leakage test
<b>Valve test (inlet)</b>	UV monitor test
<b>Valve test (outlet)</b>	Conductivity monitor test
<b>Check valve test</b>	Final performance test

## Quality parts replaced during PM

Valve membranes (inlets, air, column, outlets)

Restrictor inserts

Pump seals

## Documentation

Cytiva provides a standardized set of documentation and test results after the service or repair. This saves time, reduces costs, and supports compliance when working in a regulated environment. The service engineer documents each PM visit and provides a service report upon completion.

## PM schedule

Our standard recommendation is one PM visit per year. Your OptiRun™ service team can advise on the optimal frequency for your needs.

## PM, an integral part of our service agreements

To ensure the continued performance of your system, we build preventative maintenance into all our service agreements. Go to [cytiva.com/service](https://www.cytiva.com/service) to learn more about our OptiRun service agreements.

## [cytiva.com/service](https://www.cytiva.com/service)

Cytiva and the Drop logo are trademarks of Global Life Sciences IP Holdco LLC or an affiliate. OptiRun, Xcellerex and ÄKTApilot are trademarks of Global Life Sciences Solutions USA LLC or an affiliate doing business as Cytiva.

© 2020 Cytiva

For local office contact information, visit [cytiva.com/contact](https://www.cytiva.com/contact)

CY14843-25Nov20-FL

